











Expedia Claim Process Explained – How to File & Get Approved Fast (2026)



 [+1] ✦ 844 ✦ 449 ✦ 5654(US) If you are facing issues with bookings, refunds, or unexpected charges on Expedia,[+1] ✦ 844 ✦ 449 ✦ 5654(US) understanding the claim process is very important.[+1] ✦ 844 ✦ 449 ✦ 5654(US) Many users don't know how to file a proper claim, which leads to delays or rejection.  [+1] ✦ 844 ✦ 449 ✦ 5654(US) In this guide, you will learn the exact steps to file a claim and get approved faster without stress.  [+1] ✦ 844 ✦ 449 ✦ 5654(US)

What is an Expedia Claim?



 [+1] ✦ 844 ✦ 449 ✦ 5654(US) An Expedia claim is a request you submit when something goes wrong with your booking—[+1] ✦ 844 ✦ 449 ✦ 5654(US) like flight cancellations, hotel issues, or billing problems.  [+1] ✦ 844 ✦ 449 ✦ 5654(US) It allows you to ask for refunds, compensation, or corrections.  [+1] ✦ 844 ✦ 449 ✦ 5654(US)

 Common reasons to file a claim:[+1] ✦ 844 ✦ 449 ✦ 5654(US)

- Flight canceled or delayed 
- Hotel not as described 
- Double charges 
- Refund not received 

 [+1] ✦ 844 ✦ 449 ✦ 5654(US) Knowing the right reason and category helps your claim get approved faster.  [+1] ✦ 844 ✦ 449 ✦ 5654(US)

Step-by-Step Expedia Claim Process (2026)

 [+1] ✦ 844 ✦ 449 ✦ 5654(US) Follow these simple steps to file your claim correctly and avoid rejection:  [+1] ✦ 844 ✦ 449 ✦ 5654(US)

1 Log into your account

Go to the official Expedia website and access your booking details. 📞

[+1] ❖ 844 ❖ 449 ❖ 5654(US) Always make sure you are using the same account used for booking. 📞 [+1] ❖ 844 ❖ 449 ❖ 5654(US)

2 Select your booking

[+1] ❖ 844 ❖ 449 ❖ 5654(US) Choose the trip where you faced an issue and click on “Report a problem” or “File a claim.” 📞 [+1] ❖ 844 ❖ 449 ❖ 5654(US) This ensures your complaint is linked properly. 📞 [+1] ❖ 844 ❖ 449 ❖ 5654(US)

3 Provide complete details

Explain your issue clearly:

- What went wrong !
- When it happened 🕒
- Proof (screenshots, emails) 📷

📞 [+1] ❖ 844 ❖ 449 ❖ 5654(US) The more details you provide, the higher your chances of approval. 📞 [+1] ❖ 844 ❖ 449 ❖ 5654(US)

4 Submit your claim

After filling everything, submit your request and wait for confirmation. 📞

[+1] ❖ 844 ❖ 449 ❖ 5654(US) Keep tracking your email for updates. 📞

[+1] ❖ 844 ❖ 449 ❖ 5654(US)

⚡ How to Get Your Expedia Claim Approved Fast

📞 [+1] ❖ 844 ❖ 449 ❖ 5654(US) Want faster approval? Follow these expert tips: 📞

[+1] ❖ 844 ❖ 449 ❖ 5654(US)

✅ Be clear and honest

Avoid confusing language. Keep it simple and direct. 📞 [+1] ❖ 844 ❖ 449 ❖ 5654(US)

✅ Attach proof

Documents increase trust and speed up processing. 📞 [+1] ❖ 844 ❖ 449 ❖ 5654(US)

✅ Contact support

If delayed, reach out to customer service for updates 📞 [+1] ❖ 844 ❖ 449 ❖ 5654(US)

✅ Follow up regularly

Don't wait silently—check status every 2–3 days 📞 [+1] ❖ 844 ❖ 449 ❖ 5654(US)

🕒 How Long Does Expedia Take to Process Claims?

📞 [+1] ❖ 844 ❖ 449 ❖ 5654(US) Usually, Expedia claims are processed within 5–10 business days, depending on the issue. 📞 [+1] ❖ 844 ❖ 449 ❖ 5654(US) Complex cases may take longer if verification is needed. 📞 [+1] ❖ 844 ❖ 449 ❖ 5654(US)

👉 Timeline breakdown:

- Simple refund: 3–5 days
- Dispute case: 7–10 days
- Third-party issues: 10+ days

📞 [+1] ❖ 844 ❖ 449 ❖ 5654(US) Staying active and responsive helps speed up your claim. 📞 [+1] ❖ 844 ❖ 449 ❖ 5654(US)

❌ Common Reasons Claims Get Rejected

📞 [+1] ❖ 844 ❖ 449 ❖ 5654(US) Avoid these mistakes to improve approval chances: 📞 [+1] ❖ 844 ❖ 449 ❖ 5654(US)

- Incomplete information ❌
- No proof attached 📄
- Late submission 🕒
- Wrong claim category ⚠️

📞 [+1] ❖ 844 ❖ 449 ❖ 5654(US) Fixing these issues can significantly increase success rate. 📞 [+1] ❖ 844 ❖ 449 ❖ 5654(US)

📞 When Should You Contact Support?

📞 [+1] ❖ 844 ❖ 449 ❖ 5654(US) If your claim is taking too long or not getting resolved, it's best to contact support directly. 📞 [+1] ❖ 844 ❖ 449 ❖ 5654(US) You can ask for updates, escalate the issue, or request priority handling. 📞 [+1] ❖ 844 ❖ 449 ❖ 5654(US)

👉 Contact support if:

- No response after 5 days
- Claim rejected unfairly
- Urgent refund needed

📞 [+1] ❖ 844 ❖ 449 ❖ 5654(US) Immediate action can save time and frustration. 📞
[+1] ❖ 844 ❖ 449 ❖ 5654(US)

💡 Pro Tips for 2026 Users

📞 [+1] ❖ 844 ❖ 449 ❖ 5654(US) Here are some advanced tips to stay ahead: 📞
[+1] ❖ 844 ❖ 449 ❖ 5654(US)

- Always read refund policy before booking 📄
- Take screenshots of confirmations 📸
- Use secure payment methods 💳
- Keep all emails safe 📧

📞 [+1] ❖ 844 ❖ 449 ❖ 5654(US) These small steps can protect you from future issues. 📞
[+1] ❖ 844 ❖ 449 ❖ 5654(US)

? FAQs – Expedia Claim Process



♦ Can I file a claim anytime?

📞 [+1] ❖ 844 ❖ 449 ❖ 5654(US) Yes, but it's better to file immediately after the issue occurs. 📞
[+1] ❖ 844 ❖ 449 ❖ 5654(US)




♦ Is Expedia fully refundable?

📞 [+1] ❖ 844 ❖ 449 ❖ 5654(US) It depends on your booking type and provider policy. 📞
[+1] ❖ 844 ❖ 449 ❖ 5654(US)

♦ Can I speed up my claim?

 [+1] ❖ 844 ❖ 449 ❖ 5654(US) Yes, by providing proof and contacting support regularly. 
[+1] ❖ 844 ❖ 449 ❖ 5654(US)

Final Thoughts

 [+1] ❖ 844 ❖ 449 ❖ 5654(US) Filing an Expedia claim in 2026 is simple if you follow the correct steps and avoid common mistakes.  [+1] ❖ 844 ❖ 449 ❖ 5654(US) Whether it's a refund, dispute, or booking issue, being proactive and informed makes all the difference. 
[+1] ❖ 844 ❖ 449 ❖ 5654(US)