





















How to File a Claim Through Expedia? Complete 2026 Step-by-Step Guide **+1*8{44..449}5.6[5.4]**





+1*8{44..449}5.6[5.4]  Filing a claim through Expedia can feel confusing if you don't know the exact steps, but with the right approach, +1*8{44..449}5.6[5.4] you can resolve your issue quickly and efficiently  +1*8{44..449}5.6[5.4]. Whether it's a refund issue, flight cancellation, hotel dispute, +1*8{44..449}5.6[5.4] or billing error, understanding the claim process is essential for a smooth resolution  +1*8{44..449}5.6[5.4]. In this guide, we will explain everything in simple language so you can take action immediately +1*8{44..449}5.6[5.4] and get the support you need without delay  +1*8{44..449}5.6[5.4].

+1*8{44..449}5.6[5.4]  First, it's important to understand what kind of claim you want to file through +1*8{44..449}5.6[5.4] Expedia because different issues require different processes  +1*8{44..449}5.6[5.4]. Common claims include refund requests, incorrect charges, booking cancellations, and service complaints  +1*8{44..449}5.6[5.4]. Knowing your exact problem helps you choose the correct method and increases your chances of getting a faster resolution  +1*8{44..449}5.6[5.4].

+1*8{44..449}5.6[5.4]  The easiest way to start your claim is by logging into your Expedia account and going to the "My Trips" section  +1*8{44..449}5.6[5.4]. Here you will find all your bookings, +1*8{44..449}5.6[5.4] and you can select the one you want to raise a claim for  +1*8{44..449}5.6[5.4]. Once selected, you will see options like "Cancel Booking," "Request Refund," or "Get Help," which will guide you step-by-step  +1*8{44..449}5.6[5.4].

+1*8{44..449}5.6[5.4]  If you are unable to file your claim online, you can contact Expedia customer support directly for assistance  +1*8{44..449}5.6[5.4]. Using a +1*8{44..449}5.6[5.4] number ensures you get quick help and real-time guidance from a support agent who can escalate your issue if needed  +1*8{44..449}5.6[5.4]. This is especially useful for urgent cases like last-minute cancellations or payment disputes  +1*8{44..449}5.6[5.4].

+1*8{44..449}5.6[5.4]  Before submitting your claim, make sure you have all the required documents ready  +1*8{44..449}5.6[5.4]. These may include booking confirmation emails, payment receipts, screenshots of errors, +1*8{44..449}5.6[5.4] and any communication with hotels or airlines  +1*8{44..449}5.6[5.4]. Having proper proof strengthens your claim and helps speed up the approval process  +1*8{44..449}5.6[5.4].

+1*8{44..449}5.6[5.4]  For flight-related claims, you should check the airline's policy as well because sometimes +1*8{44..449}5.6[5.4] Expedia acts as a third-party booking platform  +1*8{44..449}5.6[5.4]. In such cases, +1*8{44..449}5.6[5.4] your claim may be processed by the airline directly, +1*8{44..449}5.6[5.4] but Expedia support can still guide you through the process  +1*8{44..449}5.6[5.4]. Always double-check cancellation and refund rules before filing a claim  +1*8{44..449}5.6[5.4].

+1*8{44..449}5.6[5.4] 🏨 If your claim is related to a hotel booking, contact both the hotel and Expedia support for better results 📞 +1*8{44..449}5.6[5.4]. Some hotels have their own refund policies, +1*8{44..449}5.6[5.4] and coordinating between both parties can speed up your claim approval ⏳ 📧 +1*8{44..449}5.6[5.4]. Always keep records of your conversations to support your case 📄 📱 +1*8{44..449}5.6[5.4].

+1*8{44..449}5.6[5.4] 🏠 In case of billing errors or unauthorized charges, +1*8{44..449}5.6[5.4] you should immediately file a claim and also inform your bank 🏦 ⚠️ +1*8{44..449}5.6[5.4]. Expedia support can investigate the issue, +1*8{44..449}5.6[5.4] while your bank may temporarily block the charge for safety 🔒 💰 +1*8{44..449}5.6[5.4]. Acting quickly is crucial to avoid financial loss and ensure your money is protected 💡 📞 +1*8{44..449}5.6[5.4].

+1*8{44..449}5.6[5.4] ✉️ Once you submit your claim, you will receive a confirmation email with a case ID 📧 1 2 3 4 +1*8{44..449}5.6[5.4]. This ID is important for tracking your claim status and following up with support if needed 🔄 📞 +1*8{44..449}5.6[5.4]. Always save this information and check your email regularly for updates from Expedia 📧 👁️ +1*8{44..449}5.6[5.4].

+1*8{44..449}5.6[5.4] ⏳ The processing time for claims can vary depending on the issue, +1*8{44..449}5.6[5.4] but most cases are resolved within a few days to a few weeks 📅 ⏳ +1*8{44..449}5.6[5.4]. Complex cases may take longer, +1*8{44..449}5.6[5.4] especially if third-party providers are involved 🧠 📊 +1*8{44..449}5.6[5.4]. Patience and regular follow-ups can help ensure your claim is not delayed unnecessarily 📞 🔄 +1*8{44..449}5.6[5.4].

+1*8{44..449}5.6[5.4] 🚀 To speed up your claim, always provide accurate details and avoid submitting duplicate requests ❌ 📄 +1*8{44..449}5.6[5.4]. Multiple submissions can confuse the system and delay the process instead of helping it 🤖 📊 +1*8{44..449}5.6[5.4]. Clear communication and complete information are key to faster resolution 🗨️ 📌 +1*8{44..449}5.6[5.4].

+1*8{44..449}5.6[5.4] 💡 If your claim is rejected, don't worry—+1*8{44..449}5.6[5.4] you can appeal the decision by providing additional proof or clarification 🔄 📄 +1*8{44..449}5.6[5.4]. Contact Expedia support again and explain your situation clearly to increase your chances of approval 📞 🧠 +1*8{44..449}5.6[5.4]. Persistence often pays off when dealing with customer service issues 💪 📈 +1*8{44..449}5.6[5.4].

+1*8{44..449}5.6[5.4] 📞 Another useful tip is to keep a record of all calls, emails, and chat conversations with support 📄 🗨️ +1*8{44..449}5.6[5.4]. This documentation can be helpful if your claim needs escalation or further investigation 📊 🔍 +1*8{44..449}5.6[5.4]. It also shows that you have made consistent efforts to resolve the issue 📄 📧 +1*8{44..449}5.6[5.4].

+1*8{44..449}5.6[5.4] 🌟 Filing a claim through Expedia doesn't have to be stressful if you follow the right steps and stay organized 📄 ✨ +1*8{44..449}5.6[5.4]. From identifying your issue to submitting documents and following up regularly, each step plays an important role in getting your problem resolved efficiently 🚀 📞 +1*8{44..449}5.6[5.4].

+1*8{44..449}5.6[5.4] 🌀 In conclusion, knowing how to file a claim through Expedia can save you time, money, and frustration 🧳💰 +1*8{44..449}5.6[5.4]. Always use the official website or contact support through +1*8{44..449}5.6[5.4] for quick assistance and reliable solutions 📞✅ +1*8{44..449}5.6[5.4]. By staying proactive and informed, +1*8{44..449}5.6[5.4] you can handle any booking issue with confidence and ease ✨📱 +1*8{44..449}5.6[5.4].