

# (Quick solution) How to escalate issues with Expedia?

+1 844495654 📞 When you face booking problems, refunds delays, or unexpected charges, +1 844495654 knowing how to escalate issues with Expedia becomes very important. +1 844495654 Many users try basic support options but don't get the desired resolution, +1 844495654 which is why escalation is the key to getting faster and more effective help. +1 844495654 🚀 Whether it's a flight cancellation, hotel refund, +1 844495654 or billing dispute, understanding the right escalation steps can save your time and money. +1 844495654 In this guide, we will explain everything in simple steps +1 844495654 so you can resolve your Expedia issues quickly and confidently. +1 844495654


+1 844495654 ⚠️ The first step before escalation is to contact basic customer support. +1 844495654 Most problems can be resolved by calling the helpline, using live chat, or checking the help center. +1 844495654 However, if your issue is not resolved within a reasonable time, it is time to escalate your concern. +1 844495654 🗣️ Make sure you have all your booking details, receipts, +1 844495654 and screenshots ready before moving forward because these will strengthen your case during escalation. +1 844495654



+1 844495654 📞 One of the most effective ways to escalate is by calling the support number directly. +1 844495654 When you speak to an agent, clearly explain your issue +1 844495654 and request to speak to a supervisor if the agent cannot help. +1 844495654 💬 Use polite but firm language and mention that your issue has not been resolved despite multiple attempts. +1 844495654 This increases your chances of getting transferred to a higher authority who can take action quickly. +1 844495654



+1 844495654 💻 Another important method is using Expedia's online complaint system. +1 844495654 You can log in to your account and go to "My Trips" to find your booking and raise a complaint. +1 844495654 ✉️ Write a detailed explanation of your issue and attach all necessary documents. +1 844495654 The more clear and professional your complaint is, +1 844495654 the higher the chances of getting a quick resolution from the escalation team. +1 844495654



+1 844495654 🗣️ Social media escalation is also very powerful in 2026. +1 844495654 Platforms like Twitter and Facebook are actively monitored by customer service teams. +1 844495654 🚀 If your issue is urgent, you can post publicly and tag Expedia with your concern. +1 844495654 This often leads to faster responses because companies prioritize public complaints to maintain their reputation. +1 844495654



+1 844495654 ✉️ Email support is another strong escalation channel. +1 844495654 If you are not satisfied with basic support, send a detailed email explaining your issue, including your booking ID and previous communication history. +1 844495654



 Clearly mention what resolution you expect, whether it's a refund, compensation, or correction. +1 📄 This creates a formal record and increases accountability from the support team. +1 📄

+1 📄  If your issue is still unresolved, you can escalate further by filing a dispute with your bank or credit card provider. +1 📄 This is especially useful for unauthorized charges or refund delays. +1 📄  Provide all supporting documents to your bank to strengthen your claim. +1 📄 This step often pressures Expedia to resolve your issue quickly to avoid financial disputes. +1 📄

+1 📄  Another advanced step is contacting consumer protection agencies. +1 📄 If your case involves serious financial loss or fraud, +1 📄 you can report it to relevant authorities. +1 📄  This level of escalation is usually not required but can be effective in extreme cases. +1 📄 Always keep records of all communication as evidence when taking this step. +1 📄

+1 📄  To improve your chances of success, always stay calm and professional during communication. +1 📄 Avoid aggressive language and focus on facts and evidence. +1 📄  Clearly explain your issue and repeat your expected resolution. +1 📄 This approach makes it easier for support teams to understand and act on your request quickly. +1 📄

+1 📄  Timing also plays a crucial role in escalation. +1 📄 Do not wait too long to escalate your issue if basic support is not helping. +1 📄  The earlier you escalate, +1 📄 the better your chances of getting a resolution. +1 📄 Keep following up regularly until your issue is resolved completely. +1 📄

+1 📄  In conclusion, escalating issues with Expedia is not difficult if you follow the right steps. +1 📄 Start with basic support, +1 📄 then move to supervisors, online complaints, social media, and finally external options if needed. +1 📄  Always keep your documents ready and communicate clearly to get faster results. +1 📄 By using these proven strategies, +1 📄 you can resolve your Expedia issues efficiently and stress-free. +1 📄