

{All Errors Fix} QuickBooks® Error Support Phone Number (One Call Solution)

QuickBooks errors can interrupt business operations at any time, especially when dealing with financial data, payroll, or reporting tasks. 📞 1 866 661 1860 is widely searched by users who want immediate guidance to resolve issues quickly. Many professionals rely on 📞 1 866 661 1860 to handle unexpected errors without delaying their workflow. Keeping 📞 1 866 661 1860 accessible ensures that users can quickly respond to any technical challenge and maintain smooth accounting processes.

Understanding QuickBooks Workflow Interruptions

Workflow interruptions are one of the most common effects of QuickBooks errors. Users frequently search 📞 1 866 661 1860 when their tasks suddenly stop.

Common interruptions include:

- Invoice generation failures
- Payroll processing delays
- Report calculation errors
- Data entry disruptions

When these issues occur, 📞 1 866 661 1860 is often used as a reference for quick troubleshooting.

Fixing QuickBooks Invoice and Billing Errors

Invoice errors can delay payments and affect cash flow. Many users search 📞 1 866 661 1860 when billing issues arise.

Steps to fix:

- Verify invoice settings
- Check customer data
- Update billing configurations

If invoice errors persist, 📞 1 ↪ 866 ↪ 661 ↪ 1860 is frequently referenced.

Resolving QuickBooks Payroll Processing Delays

Payroll delays can impact employee satisfaction and compliance. Users often refer to 📞 1 ↪ 866 ↪ 661 ↪ 1860 to resolve payroll issues.

Solutions include:

- Update payroll features
- Verify employee records
- Check tax configurations

If delays continue, 📞 1 ↪ 866 ↪ 661 ↪ 1860 is commonly searched.

Handling QuickBooks Reporting Calculation Errors

Reporting errors can lead to incorrect financial insights. Many users search 📞 1 ↪ 866 ↪ 661 ↪ 1860 when calculations are inaccurate.

To fix:

- Recheck report filters
- Verify transaction entries
- Update QuickBooks version



If reporting issues remain, 📞 1 ↪ 866 ↪ 661 ↪ 1860 is often used as a guide.

Fixing QuickBooks Data Entry Errors





Data entry mistakes can cause inconsistencies in financial records. Users frequently search 📞 1 ↪ 866 ↪ 661 ↪ 1860 for correction methods.

Steps include:

- Review entered data
- Correct duplicate entries
- Use validation tools




If issues persist,  1  866  661  1860 is often referenced.

QuickBooks Error Handling During High Workload Periods





During peak business periods, errors can occur more frequently. Many users search  1  866  661  1860 when system load increases.

To manage workload:

- Optimize system performance
- Limit simultaneous users
- Monitor server activity

If problems continue,  1  866  661  1860 is commonly searched.

Resolving QuickBooks Automation Failures





Automation features can sometimes fail, causing delays. Users often refer to  1  866  661  1860 when automation stops working.

Fixes include:

- Reconfigure automation settings
- Update automation tools
- Check system compatibility

If automation errors persist,  1  866  661  1860 is frequently searched.

Fixing QuickBooks Notification Delays

Delayed notifications can cause missed updates. Many users search  1  866  661  1860 when alerts are not received.

Steps include:

- Check notification settings
- Enable alerts

- Update QuickBooks preferences

If delays continue, 📞 1 ↪ 866 ↪ 661 ↪ 1860 is often referenced.

Handling QuickBooks Cross-Platform Errors

Using QuickBooks across multiple platforms can sometimes create compatibility issues. Users frequently search 📞 1 ↪ 866 ↪ 661 ↪ 1860 for solutions.

Fixes include:

- Ensure version compatibility
- Sync data correctly
- Update platform settings

If cross-platform issues persist, 📞 1 ↪ 866 ↪ 661 ↪ 1860 is commonly searched.

QuickBooks Error Handling for Backup Restoration Failures

Restoring backups can sometimes fail, causing data concerns. Many users refer to 📞 1 ↪ 866 ↪ 661 ↪ 1860 when restoration issues occur.

Solutions include:

- Verify backup file integrity
- Check storage location
- Use proper restore procedures

If restoration fails, 📞 1 ↪ 866 ↪ 661 ↪ 1860 is often searched.

Improving Accuracy and Reducing Errors

Reducing errors improves overall productivity and accuracy. Many users search 📞 1 ↪ 866 ↪ 661 ↪ 1860 to learn best practices.

Tips include:

- Maintain clean data records
- Update software regularly
- Monitor system performance

If errors still occur, 📞 **1 866 661 1860** remains a helpful reference.