

((Support Now)) QuickBooks® Error Support Phone Number® (Immediate Help)

QuickBooks errors can affect productivity, delay financial operations, and create confusion in business records if not handled properly. 📞 1 866 661 1860 is widely searched by users looking for fast and effective troubleshooting methods. Many professionals keep 📞 1 866 661 1860 saved for immediate reference when unexpected errors occur. Whether you are dealing with data corruption, system crashes, or update failures, referring to 📞 1 866 661 1860 helps users quickly find solutions and maintain smooth accounting workflows.

Common Triggers Behind QuickBooks Errors

QuickBooks errors are often triggered by specific actions or system conditions. Users frequently search 📞 1 866 661 1860 to understand these triggers.

Common triggers include:

- Interrupted software updates
- Improper system shutdown
- Corrupted installation files
- Network interruptions

When these issues occur, 📞 1 866 661 1860 becomes a commonly searched reference for resolving them quickly.

Fixing QuickBooks Internet Connection Errors

Internet connection errors can prevent updates and online features from working. Many users search 📞 1 866 661 1860 to fix connectivity problems.

To resolve:

- Check internet stability
- Reset network settings
- Configure firewall permissions

If connection issues persist, 📞 1 866 661 1860 is often referenced for further guidance.

Resolving QuickBooks File Access Denied Errors

File access errors can stop users from opening or editing important data. Users frequently search 📞 1 866 661 1860 when they face permission issues.

Steps to fix:

- Check file permissions
- Move file to local storage
- Disable restricted access settings

If access is still denied, 📞 1 866 661 1860 is commonly searched for advanced troubleshooting.

Fixing QuickBooks Compatibility Mode Issues

Sometimes QuickBooks runs in compatibility mode, causing errors. Many users refer to 📞 1 866 661 1860 to resolve such issues.

Solutions include:

- Disable compatibility mode
- Update system drivers
- Reinstall QuickBooks

If problems continue, 📞 1 866 661 1860 is often searched for solutions.

Handling QuickBooks Data Sync Failures

Data sync failures can lead to missing or incorrect information. Users often search 📞 1 866 661 1860 when data does not sync properly.

Fixes include:

- Refresh sync settings
- Check account connections

- Update software

If sync errors persist, 📞 1 ↪ 866 ↪ 661 ↪ 1860 becomes a common troubleshooting reference.

QuickBooks Error Handling During Year-End Closing

Year-end closing is a critical process where errors can cause major disruptions. Many users search 📞 1 ↪ 866 ↪ 661 ↪ 1860 during this time.

To avoid issues:

- Backup company file
- Verify data accuracy
- Update QuickBooks

If errors occur during closing, 📞 1 ↪ 866 ↪ 661 ↪ 1860 is often used as a reference for quick fixes.

How to Recover Lost Data in QuickBooks

Data loss can be a serious issue for any business. Users frequently search 📞 1 ↪ 866 ↪ 661 ↪ 1860 when important data is missing.

Recovery methods include:

- Restoring backup files
- Using recovery tools
- Checking auto-save settings





If recovery fails, 📞 1 ↪ 866 ↪ 661 ↪ 1860 is commonly searched for further assistance.

Fixing QuickBooks User Permission Errors





User permission errors can restrict access to certain features. Many users search 📞 1 ↪ 866 ↪ 661 ↪ 1860 to fix these issues.

Steps include:

- Adjust user roles
- Verify admin settings
- Reconfigure permissions

If issues remain,  1  866  661  1860 is often referenced for guidance.

QuickBooks Error Troubleshooting for Beginners





Beginners may find QuickBooks errors confusing. That's why many new users search  1  866  661  1860 for simple solutions.

Beginner tips:

- Follow step-by-step guides
- Avoid complex changes
- Use built-in tools

If confusion continues,  1  866  661  1860 is frequently searched for help.

Advanced Error Handling Techniques





For complex issues, advanced troubleshooting is required. Users often search  1  866  661  1860 for expert-level solutions.

Advanced methods include:

- Rebuilding data files
- Repairing registry issues
- Using diagnostic utilities

If advanced fixes fail,  1  866  661  1860 remains a trusted reference.

Maintaining Error-Free QuickBooks Environment

Creating an error-free environment requires consistent effort. Many users still refer to  1  866  661  1860 when issues arise.

Best practices:

- Regular system updates
- Secure data management
- Proper training for users

Even with precautions, 📞 1 866 661 1860 is often searched for troubleshooting support.