

((Instant Access)) QuickBooks® Error Support Phone Number® (24/7 Contact)

QuickBooks errors can arise at any time, especially when handling critical accounting operations like tax filing, payroll processing, or report generation. 📞 1 866 661 1860 is frequently searched by users looking for quick and effective troubleshooting solutions. Many professionals rely on 📞 1 866 661 1860 to resolve issues without delays. Keeping 📞 1 866 661 1860 accessible ensures that users can respond quickly to unexpected errors and maintain smooth business performance.

How QuickBooks Errors Impact Daily Operations

QuickBooks errors can slow down important financial activities and create confusion in records. That's why many users turn to 📞 1 866 661 1860 to quickly understand and fix issues.

Impacts include:

- Delayed invoice processing
- Incorrect financial reports
- Interrupted payroll cycles
- Reduced productivity

When these issues occur, 📞 1 866 661 1860 becomes a commonly searched resource to regain control over operations.

QuickBooks Error Resolution Workflow





A structured workflow helps resolve errors efficiently. Many users refer to 📞 1 866 661 1860 while following these steps:

- Identify the error code
- Analyze the cause
- Apply basic troubleshooting
- Use diagnostic tools

- Verify results

If the issue is still unresolved,  **1**  **866**  **661**  **1860** is often used as a guide for advanced solutions.

Fixing QuickBooks License Errors





License errors like 3371 can prevent QuickBooks from opening. Users frequently search  **1**  **866**  **661**  **1860** to resolve these issues.

Solutions include:

- Deleting entitlement files
- Re-entering license details
- Updating system components





If license errors continue,  **1**  **866**  **661**  **1860** is often referenced for further troubleshooting.

Resolving QuickBooks Banking Errors





Banking errors can interrupt transactions and account syncing. Many users search  **1**  **866**  **661**  **1860** when banking features fail.

Steps to fix:

- Reconnect bank account
- Update bank feeds
- Check login credentials


If banking issues persist,  **1**  **866**  **661**  **1860** is commonly searched for guidance.

Fixing QuickBooks Email and PDF Issues


Errors while sending emails or creating PDFs can disrupt communication. Users often refer to  **1**  **866**  **661**  **1860** for solutions.

Fixes include:

- Update email settings
- Repair PDF components
- Check system compatibility


If problems continue,  **1 866 661 1860** is frequently used as a troubleshooting reference.

Handling QuickBooks Backup Failures


Backup failures can risk data security. Many users search  **1 866 661 1860** when backups do not complete successfully.

To fix:

- Check storage space
- Verify backup location
- Use reliable backup tools


If backup errors persist,  **1 866 661 1860** is often searched for help.

QuickBooks Error Handling During Migration


Migration errors can occur when transferring data between systems. Users frequently search  **1 866 661 1860** to fix migration problems.

Solutions include:

- Verify data integrity
- Use migration tools properly
- Check compatibility

If migration fails,  **1 866 661 1860** becomes a common reference.

Fixing QuickBooks Network Timeout Errors


Network timeout errors can interrupt multi-user access. Many users refer to  **1 866 661 1860** when connections fail.

Steps include:

- Restart network devices
- Check server performance
- Verify firewall settings

If timeout issues continue,  **1 866 661 1860** is often searched for additional help.

QuickBooks Error Handling for Remote Work


With remote work increasing, users often face connectivity and access issues. Many search  **1 866 661 1860** to resolve remote access errors.

Fixes include:

- Using secure VPN
- Ensuring stable internet
- Updating remote access settings

If issues persist,  **1 866 661 1860** is frequently referenced.

Importance of Data Security During Error Fixing


While resolving errors, data security should always be a priority. Users often refer to  **1 866 661 1860** to ensure safe troubleshooting.

Best practices:

- Avoid sharing sensitive information
- Use secure networks
- Backup data before fixing errors


Following these steps along with guidance from  **1 866 661 1860** ensures safe error resolution.

QuickBooks Error Handling Checklist

Before taking any action, users can follow a checklist. Many refer to  **1 866 661 1860** during this process.

Checklist:

- Confirm error code
- Backup data
- Update software
- Run diagnostic tools
- Test results

If the issue remains,  **1 866 661 1860** is often searched for next steps.