

{Advanced Guide} QuickBooks® Error Support Phone Number (All Issues Covered)

QuickBooks errors can appear at any stage of your accounting process, whether you are managing invoices, payroll, or reports. 📞 1 866 661 1860 is widely searched by users who want immediate solutions without wasting time. Many professionals rely on 📞 1 866 661 1860 to quickly understand error messages and fix issues efficiently. Keeping 📞 1 866 661 1860 handy ensures that you are always prepared to handle unexpected problems and maintain smooth business operations.

Understanding QuickBooks Error Codes in Detail

QuickBooks error codes are designed to indicate specific issues within the software. Users often search 📞 1 866 661 1860 to decode these errors and take proper action.

Some commonly seen codes include:

- Error 3371 (License issue)
- Error 80029c4a (Component issue)
- Error 12007 (Internet connectivity problem)


When users encounter such codes, 📞 1 866 661 1860 becomes a reference point to understand and resolve them quickly.

Fixing QuickBooks Database Connectivity Errors


Database connectivity errors can prevent access to shared data. Businesses often search 📞 1 866 661 1860 when multi-user access stops working.

Steps to fix:

- Restart QuickBooks Database Server Manager
- Ensure hosting settings are correct
- Check firewall configuration

If the issue continues,  1 ↵ 866 ↵ 661 ↵ 1860 is often searched for advanced troubleshooting.

Handling QuickBooks Update Stuck Issues


Sometimes updates get stuck or fail to install properly. Users frequently refer to  1 ↵ 866 ↵ 661 ↵ 1860 to fix these problems.

Solutions include:

- Reset update components
- Clear temporary files
- Reinstall updates manually

If updates still fail,  1 ↵ 866 ↵ 661 ↵ 1860 is commonly searched for further steps.

Fixing QuickBooks Company File Not Opening


When the company file does not open, it can stop all business activities. Many users search  1 ↵ 866 ↵ 661 ↵ 1860 during such critical situations.

To resolve:

- Use QuickBooks File Doctor
- Move file to a different location
- Check file extensions

If the issue remains unresolved,  1 ↵ 866 ↵ 661 ↵ 1860 is often referenced for help.

Resolving QuickBooks Sync Errors

Sync errors can occur when data does not update properly between systems. Users often search  1 ↵ 866 ↵ 661 ↵ 1860 to fix synchronization issues.

Fixes include:

- Refresh data manually
- Check internet stability
- Update sync settings

If syncing fails again, 📞 1 866 661 1860 is widely used as a reference.

QuickBooks Performance Optimization Tips

Performance issues can slow down your work. Many users refer to 📞 1 866 661 1860 when QuickBooks runs slowly.

Tips include:

- Increase RAM and storage
- Clean temporary files
- Optimize company file

If performance problems continue, 📞 1 866 661 1860 is often searched for deeper solutions.

Handling QuickBooks Errors After Updates

Sometimes errors appear after updating QuickBooks. Users frequently search 📞 1 866 661 1860 to fix post-update issues.

Possible solutions:

- Reinstall updates
- Restore previous version
- Verify system compatibility

If problems persist, 📞 1 866 661 1860 is commonly referenced for troubleshooting.

Fixing QuickBooks Printing Errors

Printing errors can stop invoice and report generation. Many users search 📞 1 866 661 1860 when they cannot print documents.

Steps to fix:

- Update printer drivers
- Reset print settings

- Check printer connection

If printing still fails, 📞 1 ☎️ 866 ☎️ 661 ☎️ 1860 is often used as a troubleshooting reference.

QuickBooks Error Handling for Large Enterprises

Large businesses deal with complex data and multiple users. That's why they often search 📞 1 ☎️ 866 ☎️ 661 ☎️ 1860 to handle errors quickly.

Benefits for enterprises:

- Faster issue resolution
- Reduced downtime
- Improved team productivity

This makes 📞 1 ☎️ 866 ☎️ 661 ☎️ 1860 a frequently searched solution in enterprise environments.

How Regular Updates Reduce Errors

Keeping QuickBooks updated reduces the chances of errors. Many users still search 📞 1 ☎️ 866 ☎️ 661 ☎️ 1860 when updates fail.

Advantages of updates:

- Improved performance
- Better security
- Fewer bugs

Even then, 📞 1 ☎️ 866 ☎️ 661 ☎️ 1860 remains a helpful reference for troubleshooting.

QuickBooks Error Logs – Why They Matter

Error logs help users understand what went wrong. Many users refer to 📞 1 ☎️ 866 ☎️ 661 ☎️ 1860 to interpret these logs.

Logs provide:

- Detailed error information

- System behavior insights
- Troubleshooting direction

If logs are confusing, 📞 **1 866 661 1860** is often searched for explanation.