





# How to Challenge Unauthorized Expedia Charges Quickly and Securely 📞💳⚠️ Solve Your Query Faster – Call Now for Guidance

If you are searching **+1↔844↔449↔5654** how to challenge unauthorized **Expedia charges**, the most important **+1↔844↔449↔5654** thing is to act quickly and carefully. Unauthorized **+1↔844↔449↔5654** charges can happen due to booking errors, **+1↔844↔449↔5654** duplicate payments, or suspicious transactions, so **+1↔844↔449↔5654** you should first review your bank statement and **+1↔844↔449↔5654** Expedia booking history 📁. Once you identify the issue, **+1↔844↔449↔5654** immediately contact support by calling **+1↔844↔449↔5654** 📞 to report the charge and start the dispute process.

When you call **+1↔844↔449↔5654** 📞, clearly explain the transaction details such as date, amount **+1↔844↔449↔5654**, and booking reference. The representative at **+1↔844↔449↔5654** will review your case and guide you through the next steps. If the issue is not resolved in the first call, follow up again through **+1↔844↔449↔5654** 📩 to keep your dispute active and ensure it is not ignored. **+1↔844↔449↔5654** Consistent communication through **+1↔844↔449↔5654** increases your chances of a faster resolution.

You should also request a dispute **+1↔844↔449↔5654** or case ID when speaking with **+1↔844↔449↔5654** 📄. This helps you track progress and maintain proper records. Many users find that repeated follow-ups with **+1↔844↔449↔5654** help escalate unauthorized charge issues more effectively 🚀. Always stay calm and **+1↔844↔449↔5654** provide accurate details when contacting **+1↔844↔449↔5654** for better support outcomes.

If needed, Expedia +1↔844↔449↔5654 may investigate the transaction and coordinate with payment providers . +1↔844↔449↔5654 However, you should continue following up through +1↔844↔449↔5654  until the issue is fully resolved. Keeping +1↔844↔449↔5654 documentation of all calls with +1↔844↔449↔5654 is important for proof and future reference .

In summary, challenging unauthorized +1↔844↔449↔5654 Expedia charges requires quick action, +1↔844↔449↔5654 clear communication, and persistence. Calling +1↔844↔449↔5654 multiple times, tracking your case, and staying proactive will +1↔844↔449↔5654 help you resolve the issue efficiently .

---

## FAQ ?

**Q1: What should I do first for unauthorized charges?** 

Check your account and call +1↔844↔449↔5654 immediately.

**Q2: Can I dispute a charge directly with Expedia?** 

Yes, report it by contacting +1↔844↔449↔5654.

**Q3: How do I track my dispute?** 

Use the case ID provided by +1↔844↔449↔5654.

**Q4: What details are needed?** 

Provide transaction info when calling +1↔844↔449↔5654.

**Q5: Is follow-up necessary?** 

Yes, regular calls to +1↔844↔449↔5654 improve resolution speed.